

Welcome to Parent Night!

Ms. Coleman's First Grade Information
2018-2019



Class Schedule

7:45-7:50	Morning Activities
7:50-9:10	Math
9:10-10:50	Reading/Writing Workshop
10:50-11:20	Lunch
11:20-11:30	Reading/Writing Workshop
11:30-11:50	Recess
11:50-12:10	Reading/Writing Workshop
12:10-12:45	Specials (Monday: Library; Tuesday: STEAM; Wednesday: Drama/Guidance; Thursday: Music; Friday: Art)
12:45-1:15	P.E.
1:15-1:30	Reading/Writing Workshop
1:30-2:00	Social Science (Monday/Wednesday-Computer Lab; Friday-Book Buddies)
2:00-2:30	Social Science (Snack)



Communication

- Class Website-<http://msccoleman.weebly.com/>
- Daily Student Taking Responsibility in First Grade (S.U.R.F.) Folder



- Email: ccoleman@hoover.k12.al.us



Communication

- School Messenger (Please make sure your information is updated)
- School Website-<https://www.hoovercityschools.net/rockyridge>
- Parent Conferences
- Progress Reports (every four and a half weeks)
- Report Cards (every nine weeks)



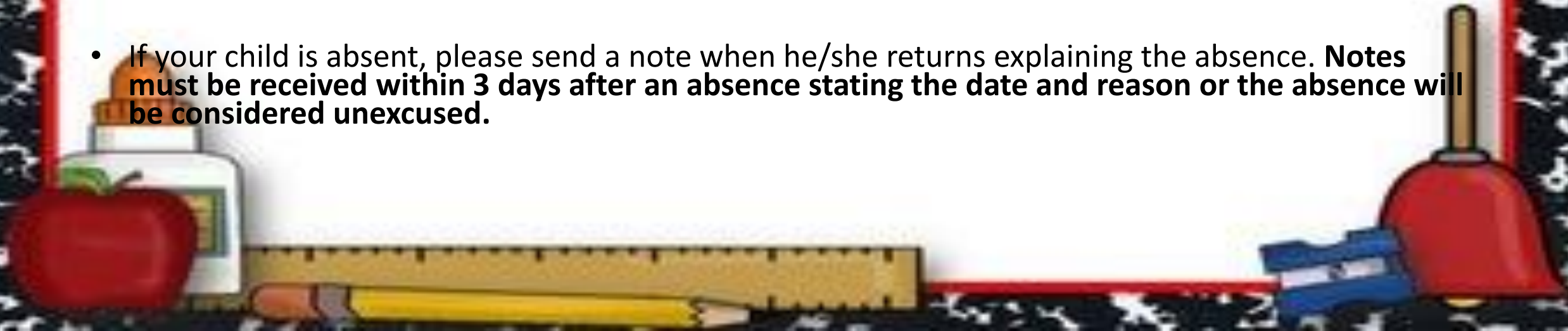
Progress Report & Report Card Grading Code

- S=Secure: Child has mastered and is applying the skill.
- P=Progressing: Child is learning the skill.
 - Not a bad grade
 - Very common for 1st graders to receive several P's
- BE=Beginning: Further practice/assistance is needed to learn the skill.



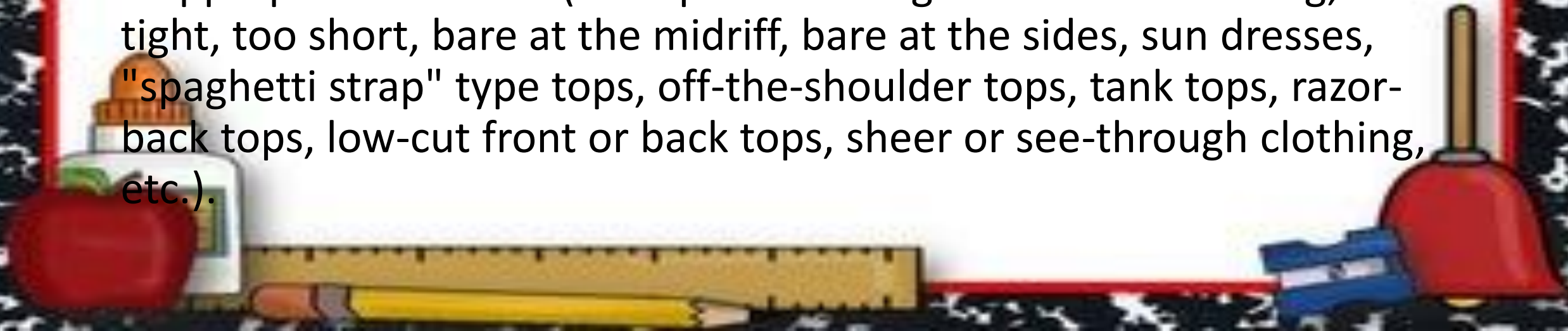
Attendance

- Please remember that attendance is VERY important for your child's continuous learning!
- Students should arrive by 7:35 a.m. (students **may not** be dropped off before 7:00 a.m.). Children will be marked tardy beginning at 7:45am. Breakfast in the classroom will be served from 7:35-7:50am. **Students may not bring breakfast from home or a fast food restaurant to eat in the classroom.**
- Students may not be checked out after 2:15 p.m.
- School ends at 2:45 p.m. Carpoolers should be picked up by 3:00 p.m.
- If your child is absent, please send a note when he/she returns explaining the absence. **Notes must be received within 3 days after an absence stating the date and reason or the absence will be considered unexcused.**



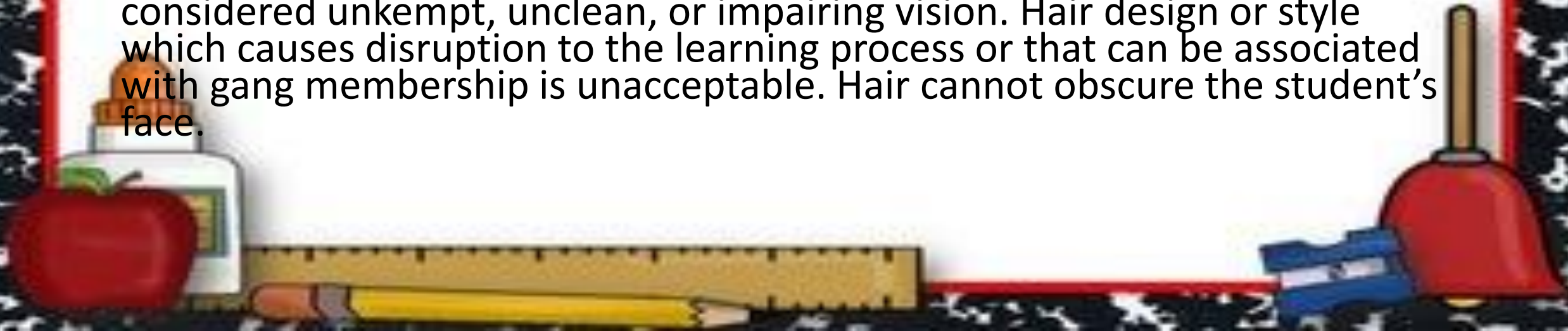
Hoover City Schools Dress Code

- The dress and/or grooming style of any student must not interfere with the educational process of any Hoover City School.
- Students are to wear clothing in the manner it was designed to be worn (no backwards or inside-out clothing).
- Legging/Jeggings are not considered pants.
- Students are not to wear clothing that reveals the body in an inappropriate manner. (Examples: clothing which is form fitting, too tight, too short, bare at the midriff, bare at the sides, sun dresses, "spaghetti strap" type tops, off-the-shoulder tops, tank tops, razor-back tops, low-cut front or back tops, sheer or see-through clothing, etc.).



Hoover City Schools Dress Code

- Students are not to wear jewelry, ornaments, or accessories which distract from the learning environment or may pose a safety risk/hazard (ex. excessively large, noisy jewelry and/or belts). Males may not wear earrings.
- During the school day, students are not to wear or carry caps, hats, bandannas, sunglasses, or other inappropriate headwear (ex. Hoodie pulled up over head, ski hat, etc.).
- All students are required to wear their hair in such a manner that it is not considered unkempt, unclean, or impairing vision. Hair design or style which causes disruption to the learning process or that can be associated with gang membership is unacceptable. Hair cannot obscure the student's face.



Transportation

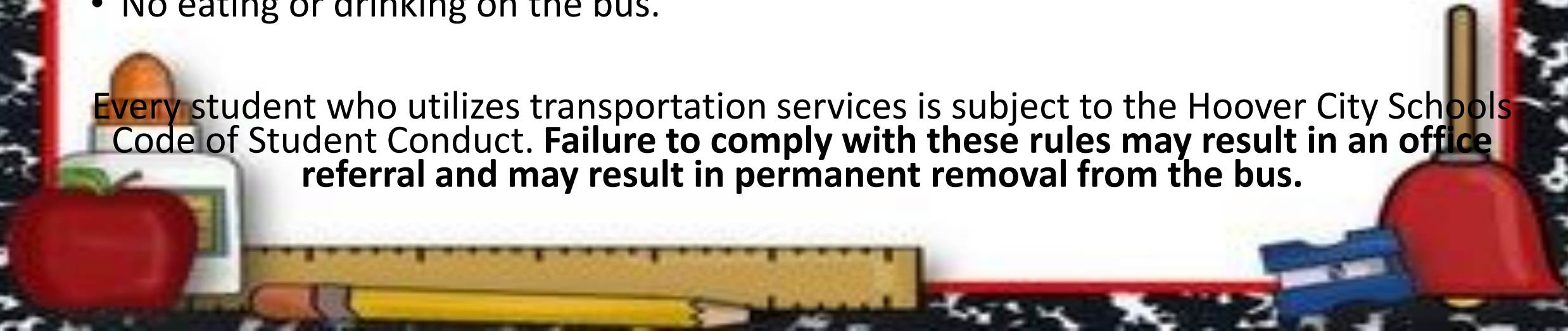
If for any reason your child's mode of transportation changes for one afternoon or for the remainder of the year, PLEASE send a note in your child's binder OR e-mail me (ccoleman@hoover.k12.al.us) **AND** Jodie Jaudon (jjaudon@hoover.k12.al.us) by 1:00 p.m. Change of transportation must ALWAYS be in writing. If I do not receive a note or an e-mail, I am legally required to send your child home their usual way.



Expectations for Student Behavior on Hoover School Buses

- Always follow the bus driver's/aide's instructions.
- Show respect for everyone.
- Remain seated in your assigned seat, always facing forward.
- Keep your head and arms inside the bus.
- Keep your feet and backpacks out of the aisle.
- Keep your hands, feet, books, pencils, etc. to yourself.
- Talk in an inside voice using appropriate language.
- No eating or drinking on the bus.

Every student who utilizes transportation services is subject to the Hoover City Schools Code of Student Conduct. **Failure to comply with these rules may result in an office referral and may result in permanent removal from the bus.**



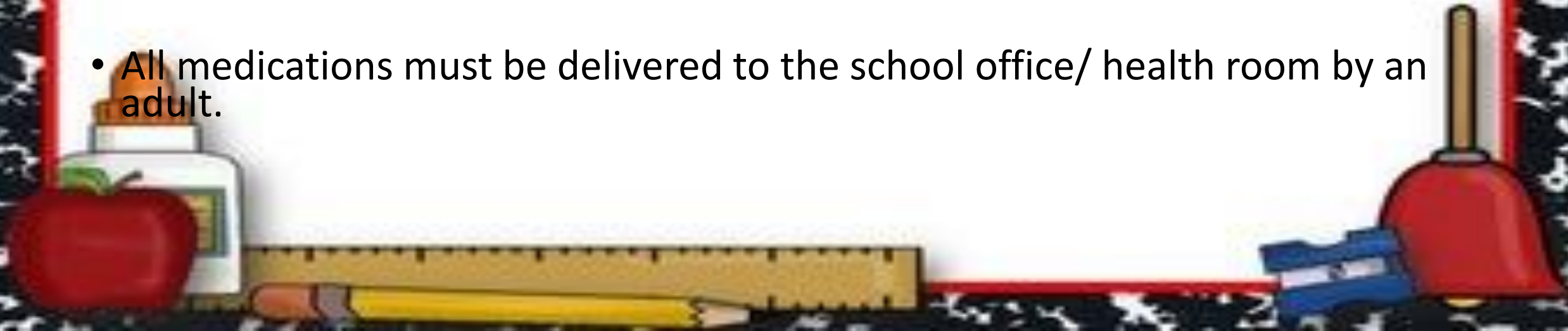
Medication Procedures

Every effort should be made for medication to be administered at home. If medication is to be administered at school, we must have written permission from the student's parent or legal guardian requesting that the school comply with a physician's order.



Medication Procedures

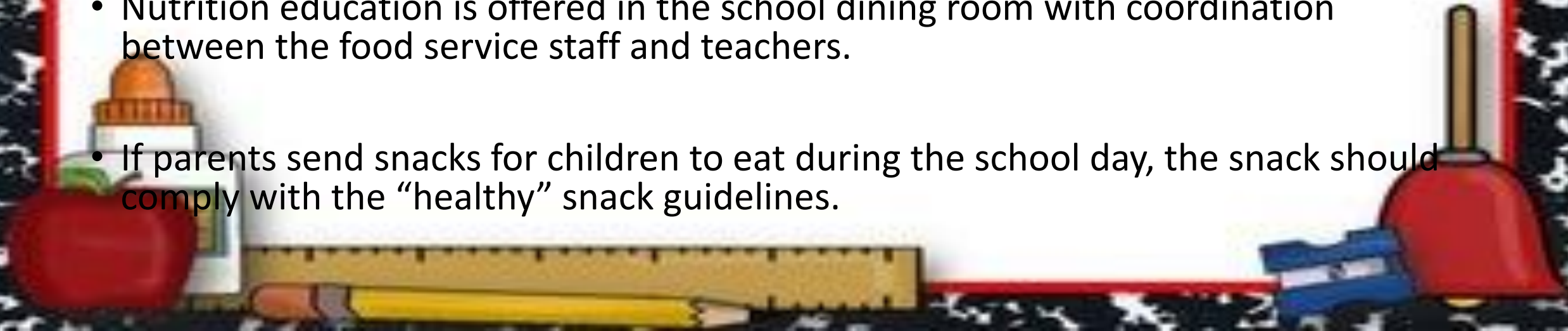
- The authority to administer prescription medication to a student must come from the prescriber (physician) and the parent/guardian. A signed parent/prescriber authorization is required before any medication can be given at school.
- All medications (prescription and over-the-counter) must be in the original pharmacy container or manufacturer's labeled container with specific instructions as to when or why such medicines may be necessary. Any over-the-counter container must be unopened when delivered to the school.
- All medications must be delivered to the school office/ health room by an adult.



Wellness Policy

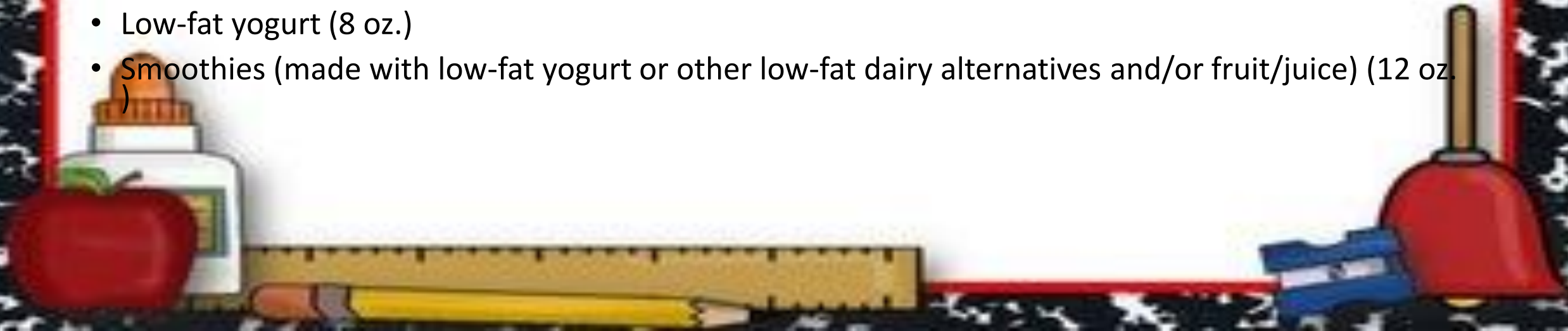
The Hoover City School District is committed to providing a school environment which enhances learning and development of lifelong wellness practices.

- All K-5 students of the district shall have the opportunity to participate regularly in supervised, organized, or unstructured physical activities.
- All school meals will meet the program requirements and nutrition standards found in federal regulations and Alabama Board of Education requirements.
- Nutrition education is offered in the school dining room with coordination between the food service staff and teachers.
- If parents send snacks for children to eat during the school day, the snack should comply with the “healthy” snack guidelines.



Alabama Healthy Snack Guidelines

- Quality fruits and vegetables (prepared and packaged without added fat, sugar, or sodium)
- Baked chips, popcorn, rice cakes, puffed snacks (1.25 oz.)
- Crackers, hard pretzels, pita chips, snack mix (1.25 oz.)
- Peanut butter-filled crackers and cheese-filled crackers (1.25 oz.)
- Trail mix, nuts, seeds, soy nuts (1.25 oz.)
- Cereals (1.25 oz.)
- Low-fat cookies, animal crackers, graham crackers, cereal bars, granola bars (1.33 oz.)
- Bakery items, e.g., pastries, toaster pastries, muffins, bagels, soft pretzels (2 oz.)
- Low-fat frozen desserts, low-fat ice cream and pudding, fruit bowls (4 oz.)
- Low-fat yogurt (8 oz.)
- Smoothies (made with low-fat yogurt or other low-fat dairy alternatives and/or fruit/juice) (12 oz.)



Birthdays

- Special snacks for birthdays must be “Smart Snacks” (no doughnuts and/or cakes), dropped off by 8:00 a.m. and cannot be served during lunch unless they are purchased in the cafeteria.
- Please include a list of ingredients or labels due to allergies in the classroom.
- If you are having a party outside school, please mail invitations to students’ homes unless you are sending one to everyone in the class.



Smart Snack List



HOOVER CITY SCHOOLS- HEALTHY SNACK STANDARDS

The Alabama State Board of Education along with Hoover City Schools wants to provide your child with the nutrition they need to support a healthy learning environment. Listed below are some healthy snack suggestions that are consistent with our district-wide wellness policy as mandated by the USDA. (Section 204 of the Public Law 108-265, the Child Nutrition Reauthorization Act of 2004 and by the Healthy, Hunger-Free Kids Act of 2010).

Fresh fruit	Pretzels	Low-Fat Yogurt
Hard- boiled Egg Slices	Baked Chips	Baked Tortilla Chips & Salsa
String Cheese	Nutri-Grain Bars	$\frac{1}{2}$ Sandwich
Celery or Carrot Sticks	Animal Crackers	Whole-Grain Cheez-its
Turkey or Ham Roll-ups	Nuts	Graham Crackers
Goldfish Crackers	Dried/Canned Fruit	Snack-Size Lite Popcorn
Low-fat Cheese & Crackers	Hummus & Pita Bread	Reduced Sugar Granola Bars
100-Calorie Packs	Rice Cakes	Sunflower Seeds

Some Special Occasion Treat Suggestions:

All the items we sell in the cafeteria are 'Smart Snack' approved. Parents will often purchase treats for their child's birthday celebration through our CNP Department during lunch service. This often consists of low-fat ice-cream and/or baked chips.

What NOT to bring for a Snack/Celebration


Please do not send candy, cake, cookies, soda, donuts, cupcakes or regular chips for snack. These are foods of minimal nutritional value (FMNV) and can have a negative influence on children's health and behavior. Effective, July 1st, 2014, every snack that you bring in for your child must meet the 'Smart Snacks' criteria. See link for product calculator in the Resource section below to help determine if your snack is approved. Feel free to call the CNP Department at 205-439-1062 if you have any questions.

All food and beverages sold to students outside of the CNP reimbursable meal during school hours, including fundraisers, must meet 'Smart Snacks.' Afternoon snacks served in Extended Day are purchased from the CNP Department and are also 'Smart Snack' approved.



Lunch

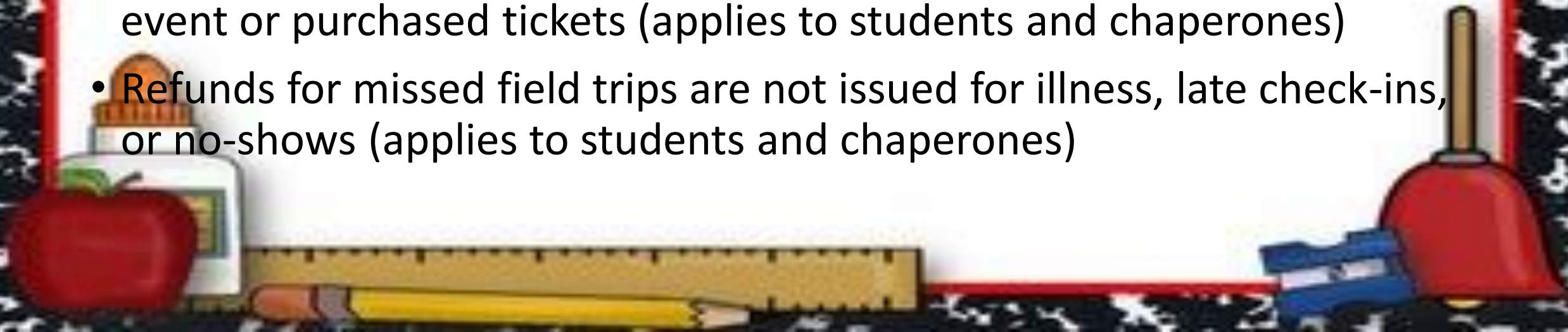
- 10:50-11:20
- Child's lunch: \$2.40
- Visitor's lunch: \$4.55
- Please place lunch money in the "Notes & Money" pouch in the S.U.R.F. Folder.
 - Use an envelope or Ziploc bag marked with child's name and "lunch money"
- View offerings and nutritional items here:
<https://schools.mealviewer.com/school/RockyRidgeElementary>



Field Trips

We will go on two field trips this year! We're going to the Birmingham Zoo and to a Red Mountain (dates TBD). Plans for these trips will be finalized soon, and details including dates, agendas, and chaperone information will be provided.

- Payments are due 3 weeks before the field trip on <https://secure4.myschoolfees.com/>
- Refunds are not processed after we have guaranteed numbers to the event or purchased tickets (applies to students and chaperones)
- Refunds for missed field trips are not issued for illness, late check-ins, or no-shows (applies to students and chaperones)



Lockdown Procedures

- Lock classroom doors (adults quickly scan hallway and pull students into the classroom)
- Turn off classroom lights
- Students and adults move away from windows and out of sight
- Adults and students remain down, quiet and out of sight until a member of law enforcement or school administration unlocks the door



Classroom Management

Expectations are necessary to keep our learning environment running smoothly. We will go over the expectations regularly during the first couple of weeks, and then as needed during the rest of the school year. They are as follows:

- Be Respectful
- Be Responsible
- Be Resourceful



Behavior Calendar

I will use a daily behavior calendar as a means of informing you of your child's behavior. Each day your child will have a color marked on their behavior calendar. Please initial the behavior calendar each night.



Purple= Wow!

Blue= Great Day

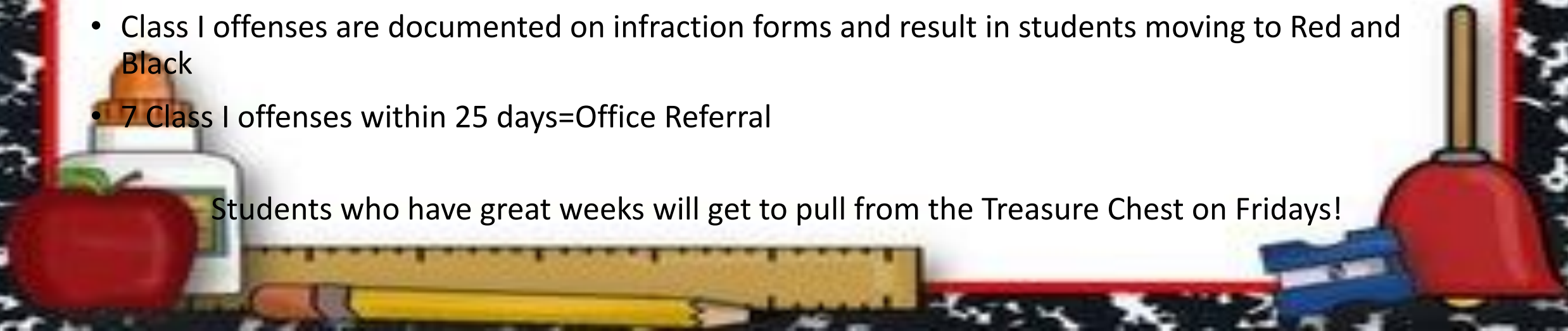
Green= Ready to Learn

Red = Think About It/Loss of Privileges

Black= Parent Contact

- Each student has a card on the behavior chart that they move throughout the day based on their actions (students have the opportunity to move back up from Red and Black)
- Class I offenses are documented on infraction forms and result in students moving to Red and Black
- 7 Class I offenses within 25 days=Office Referral

Students who have great weeks will get to pull from the Treasure Chest on Fridays!



Class 1 Offenses

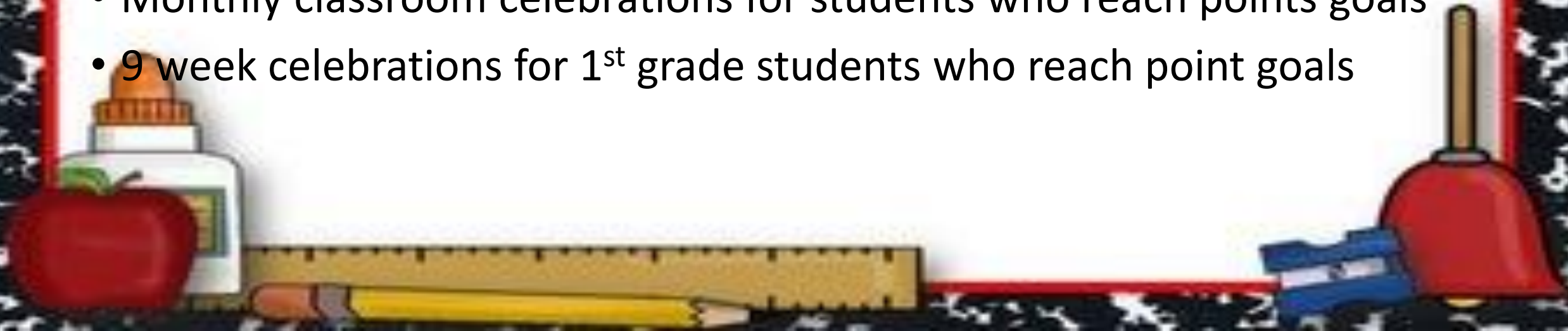
(HCS Student Code of Conduct)

- **1.00 DISRUPTION OF THE LEARNING ENVIRONMENT OR UNCOOPERATIVE BEHAVIOR**- Any conduct and/or behavior which is disruptive to the orderly educational process in the classroom, or any similar grouping for instruction, which cannot be corrected by appropriate classroom management or refusal to comply with direction from an HCS employee or request to correct a misbehavior.
- **1.02 BEHAVIOR INVOLVING VERBAL DISRESPECT OR INAPPROPRIATE LANGUAGE** – Minor insults, name-calling, jeering, embarrassing statements, teasing, etc.
- **1.03 BEHAVIOR INVOLVING PHYSICAL DISRESPECT OR CONTACT** – Minor, not harmful physical poking, prodding, tripping, pulling, drawing on, horseplay, shoving, or other unwanted non-sexual physical contact
- **1.05 INAPPROPRIATE PUBLIC DISPLAY OF AFFECTION** – Single, minor incidents of consensual hugging, kissing, etc.
- **1.07 FAILURE TO BRING MATERIALS TO CLASS** – Repeated incidents of not having required materials, not related to caregiver resources (e.g., parents not having funds available to purchase materials)
- **1.08 UNAUTHORIZED POSSESSION OF AUDIO AND/OR VIDEO DEVICES OR OTHER TECHNOLOGY DEVICES/MATERIALS**



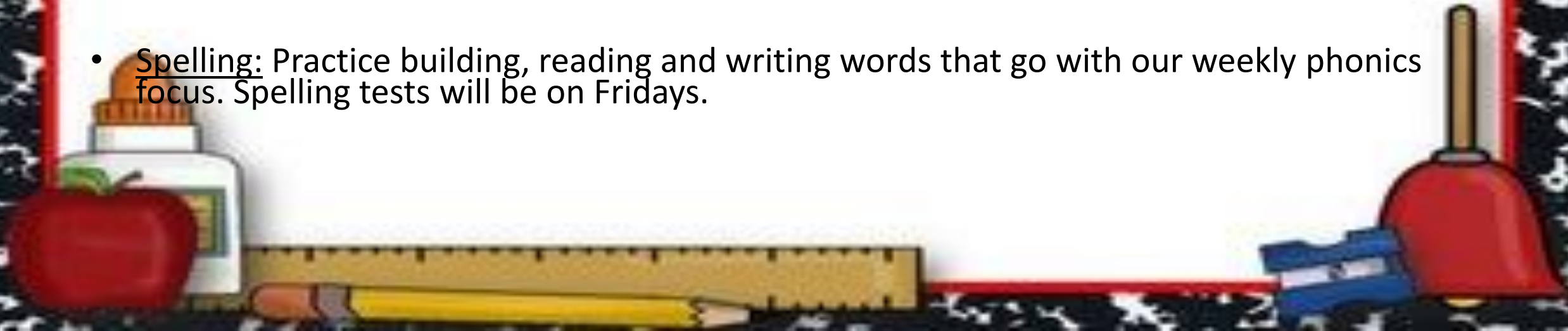
Positive Behavior Interventions and Supports

- Schoolwide experiences throughout the school day are meant to emphasize, encourage, and promote positive behavior repetition
- Students will earn points based on POSITIVE behavior and can be awarded points from anyone in the school
- Points will not be taken away once they are earned
- Monthly classroom celebrations for students who reach points goals
- 9 week celebrations for 1st grade students who reach point goals



Homework

- Reading: Read, read, read, and read some more! Each night, I ask that you spend at least 15-20 minutes reading to and with your child. After you finish reading, discuss the reading with your child.
- Homework Calendars: Complete the assignments on the monthly Homework Calendars. You do not need to turn in the papers to show their work; I accept parent signatures as proof of the work being completed. Calendars are due at the end of every month.
- Sight Words: Students should practice the sight words they are currently working on nightly. Students will be tested on their sight words once a month.
- Spelling: Practice building, reading and writing words that go with our weekly phonics focus. Spelling tests will be on Fridays.



First Grade Reading

- **Independent “Just Right Book” level:**

These texts are relatively easy or comfortable for the reader to decode and comprehend.

- **Instructional “Guided Reading” level:**

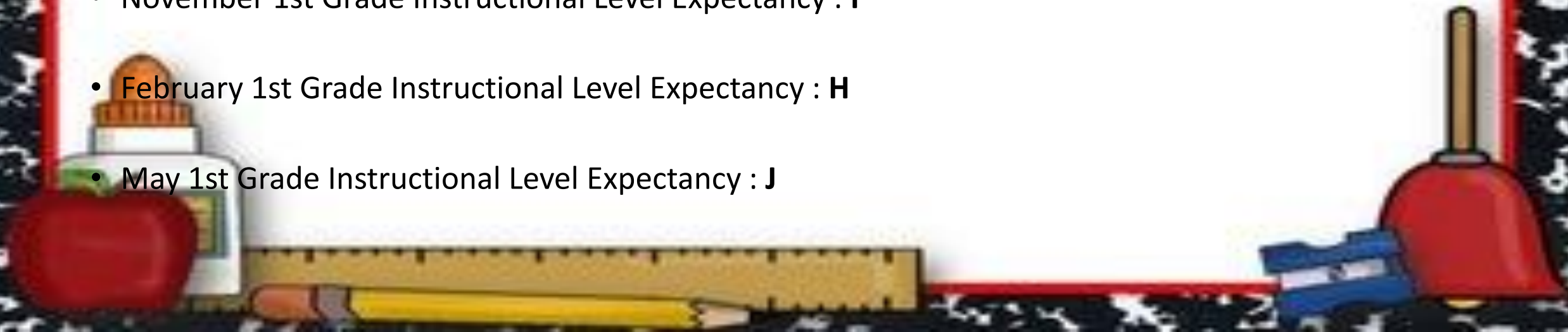
These texts are somewhat challenging and are read with teacher/parent instruction and support.

- August 1st Grade Instructional Level Expectancy: **D/E**

- November 1st Grade Instructional Level Expectancy : **F**

- February 1st Grade Instructional Level Expectancy : **H**


- May 1st Grade Instructional Level Expectancy : **J**



First Grade Reading

Readers at Level D:

- Read fiction and simple non-fiction
- Continue to follow text with eyes, rather than pointing
- Read text with fewer lines of repeated words
- Read compound words (*ex: newspaper, sandbox*) and words ending in *-ing*
- Continue to correct reading mistakes
- Read easy, high frequency words (*at, an, am, do, go, he, in, like, me, my, no, see, so, to, up, we*)



First Grade Reading

Readers at Level E:

- Read books with 3-8 lines of text
- Follow text with eyes, rather than pointing
- Read texts that require more attention for understanding
- Follow punctuation correctly
- Take apart long words
- Rely on meaning from the text, rather than pictures
- Read fluently
- Read easy, high frequency words (*at, an, am, do, go, he, in, like, me, my, no, see, so, to, up, we, look, hers, this*)



First Grade Reading

Readers at Level F:

- Begin to understand genres (fiction, non-fiction, etc.)
- Read and understand dialogue in text
- Read words with multiple syllables (*ex: disappear, unhappy*)
- Understand contractions (*ex: can't= cannot*), possessives (*ex: Rob's car*)
- Automatically read high frequency words (*all, are, be, but, for, got, had, of, on, then, this, your*)



First Grade Reading

Readers at Level H:

- Read longer text with more challenging vocabulary
- Read difficult words by using letter/sound information, thinking of familiar words, taking apart words
- Begin to read new books silently
- Read aloud without pointing to words
- Automatically read high frequency words (*come, came, from, her, him, his, one, out, said, saw, she, that, their, there, they, was, went, were, with*)



First Grade Reading

Readers at Level J:

- Read many types of texts (informational text, short chapter books, simple biographies)
- Understand a large number of longer sentences
- Use strategies to figure out hard words (go back and reread, use picture clues, find smaller words inside the bigger word, etc.)
- Read silently during independent reading
- Automatically read a large number of high frequency words (from all previous levels & more)
- Read out loud & sound like normal speakers (not like a robot)
- Read out loud & sound like an actor (pauses, reads with expression)

Eric went to pick it up
and something moved.

"Meow! Meow!"

A white cat
with a large black spot on its tail
ran from the corner
and hid beneath Ms. Dee's desk.



10

2. THE CAT'S NAME IS SPOTTY



"Good morning," Beth said
as she walked into the classroom.
Jane, Tim, and Danny walked in, too.
"I love the rain," Danny said.
He spun around.
Water sprayed off his raincoat.
"Hey!" Beth shouted.
"You got me wet!"
"Water is good for you," Danny said.
"It makes plants grow."
"Well, I'm not a plant!"

11

Questions? Concerns?

Please feel free to email me (ccoleman@hoover.k12.al.us) or send a note in your child's S.U.R.F. Folder if you ever have any questions or concerns!

Thank you for your time! I am looking forward to a FANTASTIC year with you and your child!

